

# SPECIALISTS IN MINING SINCE 1972

**Dust Management   Automated Washdown Systems**  
**Fire Fighting   Haul Road Maintenance   Hydraulic Mining**



**www.magnumaustralia.com**



**WATERMARK**  
Reno, Nevada. USA.  
[www.mywatermark.com](http://www.mywatermark.com)



**MAGNUM INTERNACIONAL S.A.**  
Santiago, De Chile



**MAGNUM AUSTRALIA**  
Melbourne, Australia  
[www.magnumaustralia.com](http://www.magnumaustralia.com)

MEMBERS OF THE HAVILAND GROUP OF COMPANIES

## Water Spray Head Valves



**1019D  
MX80 (US P/#)**

Air Operated, Water to Open  
Air to Close, 3" Inlet,  
Single Acting

- 3" (80mm) BSPF inlet mount - Standard
- 3" (80mm) Weld on inlet mount - Standard option (WO)
- Optional : Camlock / Victaulic/Stortz Mounting Available
- 360 GPM (1350L) - Maximum setting standard outlet flow
- 360 Degree Valve angle adjustment



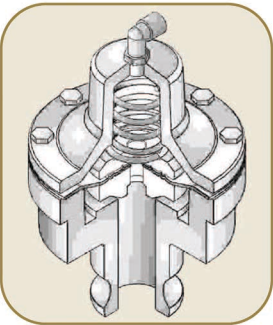
**1019-SA-H-MK2  
MX80-SA-H-MK2 (US P/#)**

Hydraulically Operated,  
Water to Open  
Hydraulic Oil to close,  
3" Inlet, Single Acting



**1019-DA-H-MK2  
MX80-DA-H-MK2 (US P/#)**

Hydraulically open  
Hydraulic oil to close  
3" Inlet, Double Acting



**MMV/B**  
Air Operated  
1 1/2" Inlet

- 1 1/2" (40mm) Camlock (male) inlet mount - Standard
- 1 1/2" (40mm) Victaulic inlet mount - Standard option (- RG)
- 360 Degree Valve Angle Adjustment
- 150 GPM (565 L/Min) - maximum setting standard outlet flow




**MMV/B-SA-H-MK2**  
Hydraulically operated



**1019D Spray Performance  
MMV/B Spray Performance**

Spray Patterns can be customised  
to suit your specifications



## Track Crawler



### TRACK POWERED WATER CANNON

Hydrostatic track drive for ALL Terrain  
operating conditions

- optional track chassis configurations
- 10 H.P. electric start diesel engine powered  
- 10 H.P. standard
- Radio Frequency (R.F.) joystick controlled  
+200 metres operating range



### WATER HOSE REEL

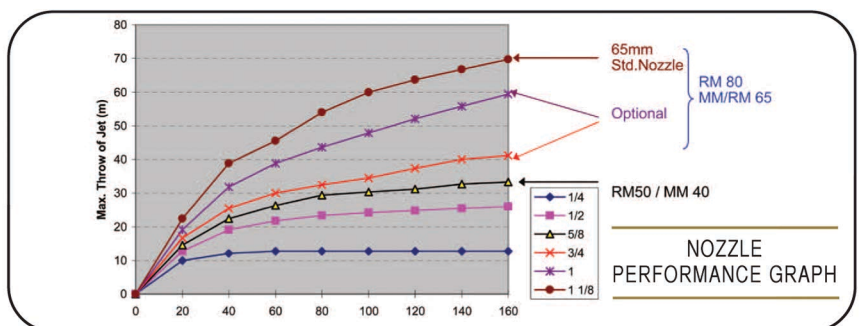









- Heavy Duty Manual & Hydraulic Heavy duty  
polymer spool and discs - non corrosive
- Positive heavy duty locking mechanism to  
prevent hose from unwinding
- Heavy duty A frame for easy and safe mounting  
- galvanised or s/steel
- Heavy duty crank handle (stowable) for manual  
operating models



## Remote RM Range

Offering custom design units & systems to meet specific client demands for all applications on request

## Cabin Switching Manual MM Range



## Water Tanks

TRAILER MOUNTED 2000 Ltr



BOGIE DRIVE 13KL/15KL



SINGLE AXLE 8000 Ltr



OFF ROAD Articulated Rigid Standard sizes and configurations  
Ex Stock custom design upon request



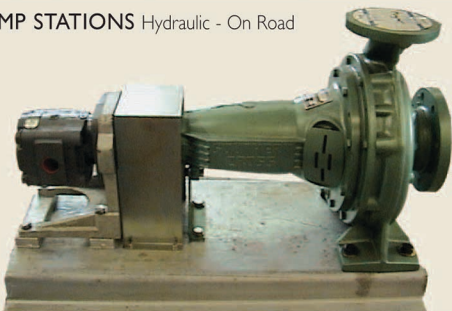
TWIN STEER 20KL



DROP IN TANKS  
6000 & 10,500 Ltr




PUMP STATIONS Hydraulic - On Road



PUMP STATIONS  
MINING

Petrol & Diesel  
- Pump stations  
to suit all  
truck models  
- on road  
/off road vehicles



### DISTRIBUTION

USA - Warehouses  
- Nevada/Idaho  
SOUTH AMERICA - Chile - Peru  
INDONESIA - Jakarta  
NEW ZEALAND - Auckland  
AFRICA - Ghana  
NEW CALEDONIA - Noumea  
AUSTRALIA  
- All States Represented  
\*Product available  
- Ex Stock Warehouse



AUSTRALIA'S HYDRAULIC AND LUBRICATION SPECIALISTS

Ph 1300 026 637

Perth Newman Kalgoorlie Adelaide Toowoomba St George Brisbane  
Hunter Valley Gladstone Mackay Townsville Mt Isa

[www.cooperfluidsystems.com.au](http://www.cooperfluidsystems.com.au)