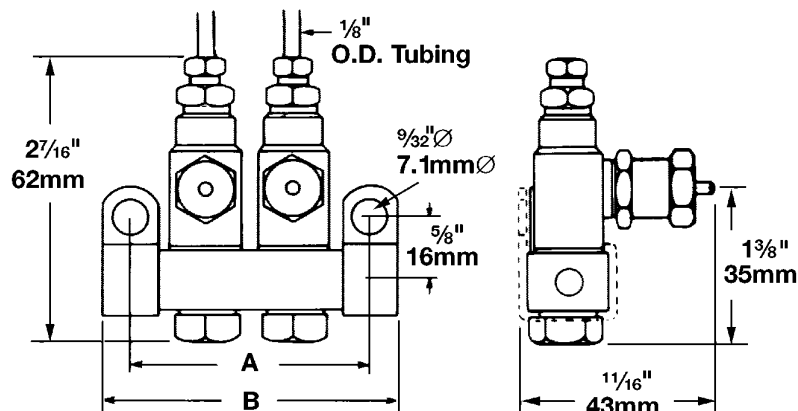



## Series SL-33



- For single-line, high-pressure central lubrication system.
- For dispensing petroleum-based lubricants with a viscosity up to NLGI No. 2 (refer to Design Guide).
- Output is externally adjustable.
- Indicator stem permits visual check of injector operation.
- May be combined in a circuit of Injectors SL-32, SL-V, SL-V XL, SL-1 and/or SL-11.
- Individual injectors can be easily removed for inspection or replacement.
- Available in stainless steel SAE 304, for application where environmental conditions are hazardous to carbon steel or in industries preferring stainless steel.

## Specifications:

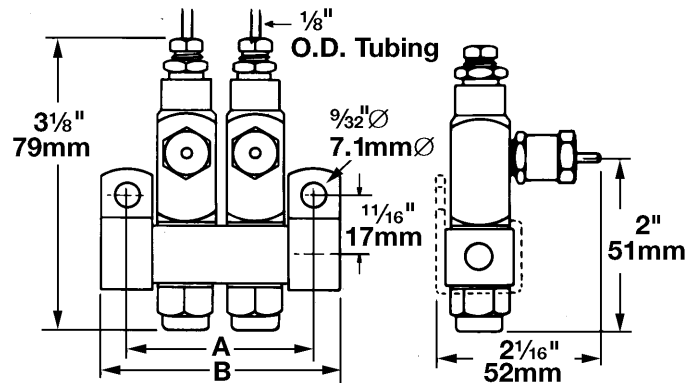

Series	Output		Operating Pressure			
	Min	Max	Min	Max	Typical	Vent
SL-33	.001 cu. in. .016 cc	.003 cu. in. .049 cc	1200 psig 83 bar	3500 psig 241 bar	1500 psig 103 bar	200 psig 14 bar

Model		Number of Outlets	Connections		Dimensions			
Carbon Steel	Stainless Steel (304)		Manifold Inlet	Injector Outlet	A		B	
				in.	mm	in.	mm	
83309-1	83715-1	1	$\frac{1}{8}$ " NPTF (F)	$\frac{1}{8}$ " O.D. Tube	1 $\frac{1}{8}$ "	29	1 $\frac{1}{8}$ "	41
83309-2	83715-2	2			1 $\frac{1}{4}$ "	48	2 $\frac{1}{8}$ "	60
83309-3	83715-3	3			2 $\frac{1}{8}$ "	67	3 $\frac{1}{8}$ "	79
83309-4	83715-4	4			3 $\frac{1}{8}$ "	86	3 $\frac{3}{8}$ "	98
83309-5	—	5			4 $\frac{1}{8}$ "	105	4 $\frac{3}{8}$ "	117
83309-6	83715-6	6			4 $\frac{3}{8}$ "	124	5 $\frac{1}{8}$ "	137
—	83715-7	7			5 $\frac{1}{8}$ "	143	6 $\frac{1}{8}$ "	156
83900	83900-9	1	$\frac{1}{8}$ " NPTF (M)	Single Injector/No Manifold				
83314	83314-9	—	—	Single Replacement Injector				

### Notes:

1. Injectors, except replacement injectors for manifold, include compression nut and ferrule for tubing —  $\frac{1}{8}$ " O.D. as standard. Other outlet connectors for feed line optional.
2. Injectors with manifolds include two mounting clips and screws.
3. Injectors have Nitrile packings (200°F max. / 93°C). Check packing compatibility with synthetic lubricants.
4. Output with indicator cap hand-tightened is .001 cu. in. Maximum output is achieved with two turns at .001 cu. in./turn.

### Series SL-32



- For single-line, high-pressure central lubrication system.
- For dispensing petroleum-based lubricants with a viscosity up to NLGI No.2 (refer to Design Guide).
- Output is externally adjustable.
- Indicator stem permits visual check of injector operation.
- May be combined in a circuit of injectors SL-33, SL-V, SL-V XL, SL-1 and/or SL-11.
- Individual injectors can be easily removed for inspection or replacement.
- Available in stainless steel SAE 304, for application where environmental conditions are hazardous to carbon steel or in industries preferring stainless steel.

### Specifications:

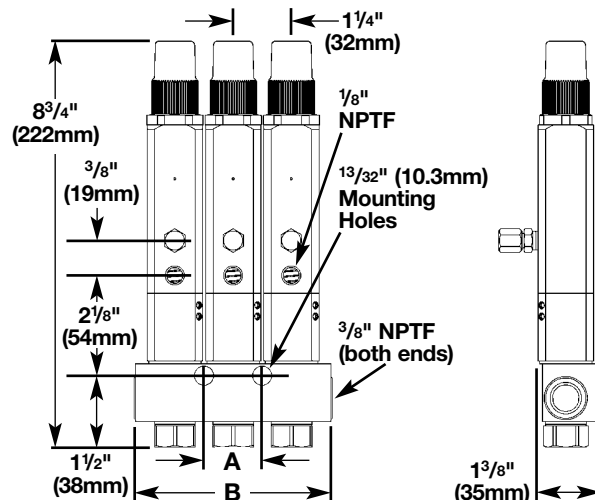
Series	Output		Operating Pressure			
	Min	Max	Min	Max	Typical	Vent
SL-32	.001 cu. in. .016 cc	.008 cu. in. .131 cc	1200 psig 83 bar	3500 psig 241 bar	1500 psig 103 bar	200 psig 14 bar

Model		Number of Outlets	Connections		Dimensions			
Carbon Steel	Stainless Steel (304)		Manifold Inlet	Injector Outlet	A		B	
				in.	mm	in.	mm	
83336-1	83724-1	1	1/4" NPTF (F)	1/8" O.D. Tube	1 1/4	32	1 1/4	44
83336-2	83724-2	2			2	51	2 1/2	63
83336-3	83724-3	3			2 3/4	70	3 3/4	83
83336-4	83724-4	4			3 1/2	89	4	102
83338	—	1	1/4" NPTF (M)	Single Injector/No Manifold				
83337	83337-9	—	—	Replacement for manifold injectors				

#### Notes:

1. Injectors, except replacement injectors for manifold, include compression nut and ferrule for tubing — 1/8" O.D. as standard. Other outlet connectors for feed line optional.
2. Injectors with manifolds include two mounting clips and screws.
3. Injectors have Nitrile packings (200°F max. / 93°C). Check packing compatibility with synthetic lubricants.
4. Output with indicator cap hand-tightened is .001 cu. in. Maximum output is achieved with five turns at .0014 cu. in./turn.

### Series SL-V



- For single-line, high-pressure central lubrication system.
- For dispensing lubricants compatible with polyurethane seals up to NLGI No. 2 (refer to Design Guide).
- Output is externally adjustable.
- Indicator stem permits visual check of injector operation.
- May be combined in a circuit of injectors SL-32, SL-33, SL-1, SL-V XL and/or SL-11.
- Individual injectors can be easily removed for inspection or replacement.
- Each SL-V injector includes a clear polycarbonate protective cap.

### Specifications:

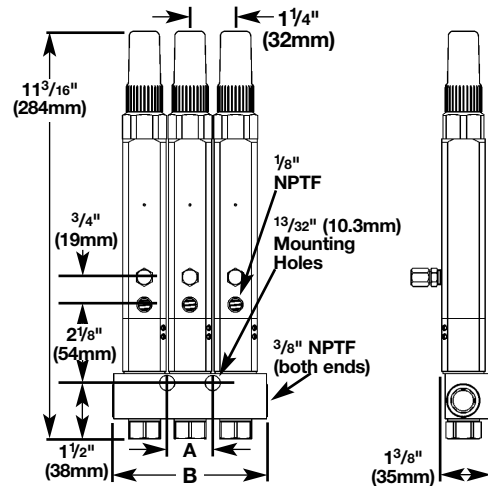
Series	Material	Output		Operating Pressure				Connections	
		Min	Max	Min	Max	Typical	Vent	Manifold Inlet	Injector Outlet
SL-V	Carbon Steel	0.015	0.08	1850 psig 128 bar	6000 psig 415 bar	2500 psig 170 bar	1000 psig 70 bar	3/8" NPTF(F)	1/8" NPTF(F)

Model	Type	Number of Outlets	Dimension A		Dimension B	
			in.	mm	in.	mm
85770-1	One Injector Manifold	1	Single Mounting Hole		2 1/2	63
85770-2	Two Injector Manifold	2			3	76
85770-3	Three Injector Manifold	3	1 1/4	32	4 1/4	108
85770-4	Four Injector Manifold	4	2 1/2	63	5 1/2	140
85770-5	Five Injector Manifold	5	3 3/4	95	6 3/4	171
85770-6	Six Injector Manifold	6	5	127	8	203
85771	Replacement for manifold injectors					
85772	Single injector/no manifold (3/8" NPTF(M) inlet)					

#### Notes:

1. Injector manifolds have 1/2" (10.3 mm) dia. mounting holes for 3/8" bolt.
2. Injectors have polyurethane seals Check compatibility with synthetic lubricants.
3. Injector rated for 180°F (80°C) max. ambient temperature, depending on lubricant used.
4. Injectors include fitting for filling feedlines via alternate outlet port.
5. Output with adjustment screw hand-tightened is .015 cu. in. Maximum output is achieved with five turns at .014 cu. in./turn.

### Series SL-V XL High-Output



- For single-line, high-pressure central lubrication system.
- For dispensing lubricants compatible with polyurethane seals up to NLGI No. 2 (refer to Design Guide).
- Output is externally adjustable.
- Indicator stem permits visual check of injector operation.
- May be combined in a circuit of injectors SL-32, SL-33, SL-1, SL-V and/or SL-11.
- Individual injectors can be easily removed for inspection or replacement.
- Two SL-V XL injectors are required to replace one SL-11 injector.
- Each SL-V XL injector includes a clear polycarbonate protective cap.

### Specifications:

Series	Material	Output in <sup>3</sup> (cc)		Operating Pressure				Connections	
		Min	Max	Min	Max	Typical	Vent	Manifold Inlet	Injector Outlet
SL-V XL	Carbon Steel	0.015 (0.25)	0.305 (5.00)	1850 psig 128 bar	6000 psig 413 bar	2500 psig 172 bar	1000 psig 69 bar	3/8" NPTF(F)	1/2" NPTF(F)

Model	Type	Number of Outlets	Dimension A		Dimension B	
			in.	mm	in.	mm
85780-1	One Injector Manifold	1	Single Mounting Hole		2 1/2	63
85780-2	Two Injector Manifold	2	Single Mounting Hole		3	76
85780-3	Three Injector Manifold	3	1 1/4	32	4 1/4	108
85780-4	Four Injector Manifold	4	2 1/2	63	5 1/2	140
85780-5	Five Injector Manifold	5	3 3/4	95	6 3/4	171
85780-6	Six Injector Manifold	6	5	127	8	203
85781	Replacement for Manifold Injectors					
85782	Single Injector/No Manifold (3/8" NPTF(M) inlet)					

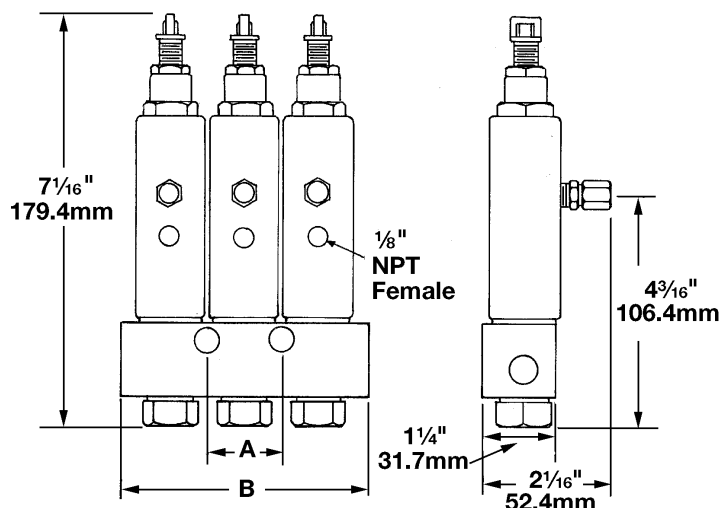
### Spectrum Adjustment Sleeves:

Model Number (10/bag only)	Output in <sup>3</sup> (cc)	Ratio from Minimum Output	Ratio from Maximum Output	Sleeve Color
N/A	0.015 (0.25)	1	0.05	NA
85785-1	0.030 (0.50)	2	0.10	red
85785-2	0.045 (0.75)	3	0.15	silver
85785-3	0.060 (1.00)	4	0.20	gold
85785-4	0.075 (1.25)	5	0.25	green
85785-5	0.113 (1.88)	7.5	0.37	black
85785-6	0.150 (2.50)	10	0.50	purple
85785-7	0.188 (3.13)	12.5	0.62	blue
85785-8	0.225 (3.75)	15	0.75	orange
85785-9	0.263 (4.38)	17.5	0.87	brown
85785-10	0.300 (5.00)	20	1.00	yellow

#### Notes:

1. Injector manifolds have 13/32" (10.3 mm) dia. mounting holes for 3/8" bolt.
2. Injectors have polyurethane seals. Check compatibility with synthetic lubricants.
3. Injector rated for 180°F (80°C) max. ambient temperature, depending on lubricant used.
4. Injectors include fitting for filling feedlines via alternate outlet port.
5. Output with adjustment screw hand-tightened is .015 cu. in. Maximum output is achieved with 20 1/2 turns at .014 cu. in./turn.

### Series SL-1



- For single-line, high-pressure central lubrication system.
- For dispensing lubricants compatible with Viton® packings and viscosity up to NLGI No. 2 (refer to Design Guide).
- Output is externally adjustable.
- Indicator stem permits visual check of injector operation.
- May be combined in a circuit of injectors SL-32, SL-33, SL-V, SL-V XL and/or SL-11.
- Individual injectors can be easily removed for inspection or replacement.
- Available in stainless steel SAE 316, for application where environmental conditions are hazardous to carbon steel or in industries preferring stainless steel.

### Specifications:

Series	Output		Operating Pressure				Connections	
	Min	Max	Min	Max	Typical	Vent	Manifold Inlet	Injector Outlet
SL-1	.008 cu. in. .131 cc	.080 cu. in. 1.31 cc	1850 psig 127 bar	3500 psig 241 bar	2500 psig 172 bar	600 psig 41 bar	3/8" NPTF (F)	1/8" NPTF (F)

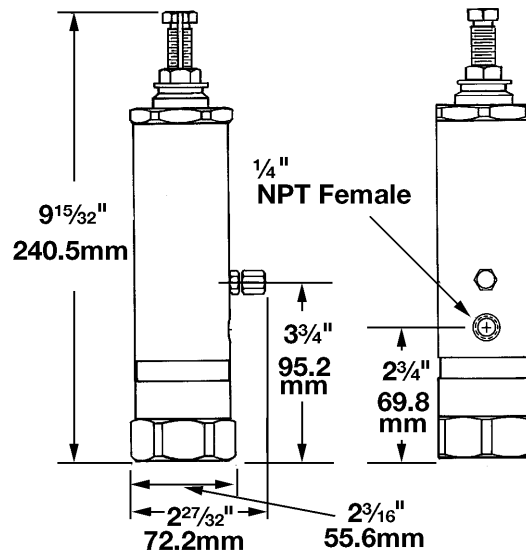
Model		Number of Outlets	Dimensions			
Carbon Steel	Stainless Steel (316)		A		B	
			in	mm	in	mm
81770-1	239351* One Injector Manifold	1	Single Mounting		2 1/2	63
81770-2	239352* Two Injector Manifold		Hole		3	76
81770-3	239353* Three Injector Manifold	3	1 1/4	32	4 1/4	108
81770-4	239354* Four Injector Manifold	4	2 1/2	63	5 1/2	140
81770-5	239355* Five Injector Manifold	5	3 3/4	95	6 3/4	171
81770-6	—	6	5	23	8"	203
81713	—	Single injector/no manifold, [ 3/8" NPTF (M) inlet]				
81713A	84776* Injector	Replacement for manifolded injectors				

\* For complete assembly, you must order stainless steel manifold and corresponding quantity of Model #84776 Injectors separately.

#### Notes:

1. Injector manifolds have 1 3/8" (10.3 mm) dia. mounting holes for 3/8" bolt.
2. Injectors have Viton® packings. Check compatibility with synthetic lubricants.
3. Injector rated for 350°F (176°C) max. ambient temperature, depending on lubricant used.
4. Injectors include fitting for filling feedlines via alternate outlet port.
5. Output with adjustment screw hand-tightened is .009 cu. in. Maximum output is achieved with eight turns at .009 cu. in./turn.

### Series SL-11



- For single-line, high-pressure central lubrication system.
- For dispensing lubricants compatible with Viton® packings and viscosity up to NLGI No. 2 (refer to Design Guide).
- Output is externally adjustable.
- Indicator stem permits visual check of injector operation.
- May be combined in a circuit of injectors SL-32, SL-33, SL-V, SL-V XL and/or SL-1.
- Available only as single unit with ½" NPTF Female inlet.

### Specifications:

Series	Output		Operating Pressure			
	Min	Max	Min	Max	Typical	Vent
SL-11	.050 cu. in. .82 cc	.500 cu. in. 8.2 cc	1000 psig 69 bar	3500 psig 241 bar	2500 psig 172 bar	800 psig 55 bar

Model Carbon Steel	Number of Outlets	Connections	
		Inlet	Outlet
85497	1	½" NPTF (F)	¼" NPTF (F)

#### Notes:

1. Injectors have Viton® packings. Check packing compatibility with synthetic lubricants.
2. Injector rated for 350°F (176°C) max. ambient temperature.
3. Injectors supplied with fitting for filling feed line via alternate outlet port.
4. Output with adjustment screw hand-tightened is .05 cu. in. Maximum output is achieved with 11½ turns at .040 cu. in./turn.